

RESPO



## Box trailers Catalogue



Being environmentally friendly has always been important to us – that is why all our trailers are produced using Green Energy. We only use electricity that is produced 100% from renewable sources, mainly solar, wind and hydro energy. Our aim is to continue working towards a more green and environmentally friendly manufacturing.



## About us

Respo Haagised AS was founded in 1990 and since then we have grown into one of the largest trailer brands in Northern Europe. Respo trailers are known on the market for their quality, durability, functionality and innovation. We believe that our development and success will continue to depend on those thousands of clients who choose Respo trailers and therefore we are fully committed to our clients. The mission of Respo Haagised AS is to manufacture, sell and repair trailers for cars and vans, their accessories, as well as to carry out after-sales maintenance. Our wish is to offer clients high-quality complete solutions.

Our designers' engineering experience, 3D CAD technology and constant testing of products guarantee that the quality requirements of every single trailer are met. Automated manufacturing, modern machine-tools and the use of high-quality components guarantee that you will be able to use Respo trailers for a long time. All our trailers correspond to the requirements of various EU directives. The components have been tested in EU laboratories and the trailers come with type-approval certificates.

The product range of Respo includes a variety of different box trailers, mini-caravan, vans, mobile facilities, platforms, trailers for the transportation of boats, water scooters, small speedboats, horses, dogs, snowmobiles, snow blowers, cars, etc. In addition to standard trailers, we also offer flexible special solutions to suit the needs of our clients. Continuous product development and improvement of existing models has always been our top priority. We work together with scientists from the University of Tartu and Tallinn University of Technology to develop new and durable solutions to meet the needs of our customers.

Taking into consideration that different clients have different needs, we offer a wide range of accessories from tool boxes, side panel extensions, support stands and wheels to electrical winches, tarpaulin tops and cover lids. Being well-known for the quality of our trailers, we make sure that spare parts and accessories we provide are durable and of the highest quality. We also offer after-sales maintenance and repair services.

Respo is among largest trailer producers in Estonia, Finland, Latvia, and Norway, Sweden and Lithuania. We sell trailers to Germany, Poland, Bulgaria, Russia, Ukraine and Australia.



Foto: Jane East

# Contents

---

<b>Single axle box trailers</b>	<b>03</b>
<b>Double axle box trailers</b>	<b>11</b>
<b>Car transporters</b>	<b>16</b>
<b>Flatbed trailers</b>	<b>20</b>
<b>Specialty trailers</b>	<b>28</b>

---

# Single axle box trailers



# Standard features



**Optimal and durable design**  
High quality steel, hot tip galvanization and Magnelis® coated metal make our already strong trailers even more durable. Continued development in manufacturing and design ensure our trailers meet the highest standards of quality.



**Jockey wheel**  
Almost all Respo trailers have a jockey wheel as standard equipment. The jockey wheel helps you move the trailer and raise the coupling head to the necessary height. Jockey wheels come in 150kg and 400kg payload class in accordance to the model.



**Balanced wheels**  
Respo is one of the few trailer manufacturers that balances their wheels already during production. Balancing wheels increases the lifespan of the tires and bearings in addition to giving you better stability while driving.



**Removable hatches**  
Both the front and rear hatch can be removed. The rear hatch can also be used as a ramp for loading and unloading small vehicles.



**“Step-on” fenders**  
Respo box trailers have durable metal fenders that are designed to endure at least 100kg of weight. Extremely useful when fastening high or difficult to reach cargo.



**European type approval**  
All of our trailers have European type approval.



**Tilting**  
Most Respo box trailers can be tilted to make loading easier. Extremely useful if you want to transport small tractors, ATV-s, motorbikes or unload sand, gravel, etc.



**Lashing eyes**  
For more reliable and convenient fastening there are lashing eyes inside the trailer in addition to multiple external lashing points.



**Waterproof plywood floor**  
The bottom floor is made from waterproof plywood that has a slip resistant cover. The cover helps to keep the cargo in place while allowing air to flow.



**Magnelis®**  
All of Respo box trailers' fenders and other components are made from high quality sheet metal coated with Magnelis®, which is 3 times more resistant to corrosion than regular hot dip galvanization. Magnelis® coating also has self-healing properties.



**LED front lights**  
We use high quality LED lights that are waterproof and long lasting. If the case is broken it is easy to replace.



MODEL : **550M 151 T100 PLH**

Art nr : **8803**

- Innovative Magnelis coated sheet metal and boltjoint frame
- Jockey wheel
- Lashing eyes, 4 pcs
- Plastic fenders
- HDG sheet metal floor
- Removable front and rear hatch
- Torsion axle

Board height (m)	Internal dimensions(m)	Gross weight(kg)	Payload (kg)	Wheels
0.40	1.45 x 0.94	550	439	155R13



MODEL : **750M 251 L150 PLH**

Art nr : **6970**

- Innovative Magnelis coated sheet metal and boltjoint frame
- LED front lights
- Tilting box
- Jockey wheel
- Lashing eyes, 6 pcs
- "Step-on" fenders
- Waterproof plywood floor
- Removable front and rear hatch
- Leaf spring axle, 1000kg

Board height (m)	Internal dimensions(m)	Gross weight(kg)	Payload (kg)	Wheels
0.33	2.45 x 1.50	750	498	155/R13

Art nr : **6634**

0.42	2.45 x 1.50	750	489	155/R13
------	-------------	-----	-----	---------



MODEL : **750M 201 L125 PLH**

Art nr : **7371**

- Innovative Magnelis coated sheet metal and boltjoint frame
- LED front lights
- Jockey wheel
- Lashing eyes, 4 pcs
- "Step-on" fenders
- Waterproof plywood floor
- Removable front and rear hatch
- Leaf spring axle, 1000kg

Board height(m)	Internal dimensions(m)	Gross weight(kg)	Payload (kg)	Wheels
0.33	2.00 x 1.25	750	546	155R13



MODEL : **750M 271 L125 PLH**

Art nr : **6320**

- Innovative Magnelis coated sheet metal and boltjoint frame
- LED front lights
- Tilting box
- Jockey wheel
- Lashing eyes, 6 pcs
- "Step-on" fenders
- Waterproof plywood floor
- Removable front and rear hatch
- Leaf spring axle, 1000kg

Board height(m)	Internal dimensions(m)	Gross weight(kg)	Payload (kg)	Wheels
0.33	2.65 x 1.25	750	514	155/R13

Art nr : **6321**

0.42	2.65 x 1.25	750	504	155/R13
------	-------------	-----	-----	---------



MODEL: **750M 271 L125**

Art nr : **7572**

- HDG welded steel frame
- LED front lights
- Removable front and rear hatch
- Tilting box
- Jockey wheel
- Lashing eyes, 6 pcs
- "Step-on" fenders
- Waterproof plywood floor
- Leaf spring axle, 1000kg

Board height (m)	Internal dimensions(m)	Gross weight(kg)	Payload (kg)	Wheels
0.33	2.65 x 1.25	750	509	155R13



MODEL: **750M 301 L150 PLH**

Art nr : **6804**

- Innovative Magnelis coated sheet metal and boltjoint frame
- LED front lights
- Removable front and rear hatch
- Tilting box
- Jockey wheel
- Lashing eyes, 8 pcs
- "Step-on" fenders
- Waterproof plywood floor
- Leaf spring axle, 1000kg

Board height (m)	Internal dimensions(m)	Gross weight(kg)	Payload (kg)	Wheels
0.33	3.00 x 1.50	750	480	155/R13

Art nr : **6479**

0.42	3.00 x 1.50	750	469	155/R13
------	-------------	-----	-----	---------



MODEL: **750M 301 L150**

Art nr : **6385**

- HDG welded steel frame
- LED front lights
- Removable front and rear hatch
- Tilting box
- Jockey wheel
- Lashing eyes, 8 pcs
- "Step-on" fenders
- Waterproof plywood floor
- Leaf spring axle, 1000kg

Board height(m)	Internal dimensions(m)	Gross weight(kg)	Payload (kg)	Wheels
0.33	3.00 x 1.50	750	459	155R13

Art nr : **6279**

0.42	3.00 x 1.50	750	442	155R13
------	-------------	-----	-----	--------



MODEL: **750M 331 L150**

Art nr : **6280**

- HDG welded steel frame
- LED front lights
- Removable front and rear hatch
- Tilting box
- Jockey wheel
- Lashing eyes, 8 pcs
- "Step-on" fenders
- Waterproof plywood floor
- Leaf spring axle, 1000kg
- Reinforced rear hatch

Board height (m)	Internal dimensions(m)	Gross weight(kg)	Payload (kg)	Wheels
0.42	3.25 x 1.50	750	444	155/R13



MODEL: **750M 351 L150**

Art nr: **6281**

- HDG welded steel frame
- LED front lights
- Removable front and rear hatch
- Tilting box
- Jockey wheel
- Lashing eyes, 8 pcs
- "Step-on" fenders
- Waterproof plywood floor
- Leaf spring axle, 1000kg
- Reinforced rear hatch

Board height (m)	Internal dimensions(m)	Gross weight(kg)	Payload (kg)	Wheels
0.42	3.50 x 1.50	750	422	155R13



MODEL: **750M 351 L186**

Art nr: **9493**

- HDG welded steel frame
- LED front lights
- LED rear marker lights
- Removable front and rear hatch
- Tilting box
- Jockey wheel
- Lashing eyes, 8 pcs
- "Step-on" fenders
- Waterproof plywood floor
- Leaf spring axle, 1000kg
- Reinforced rear hatch

Board kõrgus (m)	Internal dimensions(m)	Gross weight(kg)	Payload (kg)	Wheels
0.42	3.50 x 1.86	750	384	155/R13







MODEL: **1200M 251 T150 PLH**

Art nr: **6915**

- Innovative Magnelis coated sheet metal and boltjoint frame
- LED front lights
- Removable front and rear hatch
- Tilting box
- Jockey wheel
- Lashing eyes, 6 pcs
- "Step-on" fenders
- Waterproof plywood floor
- Torsion axle
- Reinforced rear hatch

Board height (m)	Internal dimensions(m)	Gross weight(kg)	Payload (kg)	Wheels
0.33	2.45 x 1.50	1200	894	155R13C



MODEL: **1500M 301 L150**

Art nr: **7460**

- HDG welded steel frame
- LED front lights
- Removable front and rear hatch
- Tilting box
- Jockey wheel
- Lashing eyes, 8 pcs
- "Step-on" fenders
- Waterproof plywood floor
- Leaf spring axle
- Reinforced rear hatch

Board height (m)	Internal dimensions(m)	Gross weight(kg)	Payload (kg)	Wheels
0.42	3.00 x 1.50	1500	1099	185R14C



MODEL: **1350M 371 T185**

Art nr: **7236**

- Innovative Magnelis coated sheet metal and boltjoint frame
- LED front lights
- LED rear marker lights
- Removable front and rear hatch
- Tilting box
- Jockey wheel
- Lashing eyes, 8 pcs
- "Step-on" fenders
- Waterproof plywood floor
- Torsion axle
- Lifting screw
- Reinforced rear hatch

Board height (m)	Internal dimensions(m)	Gross weight(kg)	Payload (kg)	Wheels
0.33	3.70 x 1.85	1350	918	185R14C



MODEL: **1500M 411 T186**

Art nr: **14986**

- HDG welded steel frame
- LED front lights
- LED rear marker lights
- Removable front and rear hatch
- Tilting box
- Jockey wheel
- Lashing eyes, 10 pcs
- "Step-on" fenders
- Waterproof plywood floor
- Leaf spring axle
- Reinforced rear hatch

Board height (m)	Internal dimensions(m)	Gross weight(kg)	Payload (kg)	Wheels
0.42	4.10 x 1.85	1500	997	185R14C



MODEL: **1350M 411 L186 Inline**

Art nr : **12700**

- HDG welded steel frame
- LED front lights
- Removable front and rear hatch
- Tilting box
- Plastic covered metal fenders
- Jockey wheel
- Lashing eyes, 12 pcs
- Waterproof plywood floor
- Leaf spring axle
- Lifting screw
- Reinforced front and rear hatches

Board height (m)	Internal dimensions (m)	Gross weight (kg)	Payload (kg)	Wheels
0.18	4.10 x 1.86	1350	860	185R14C



MODEL: **1350M 491 L220 Inline**

Art nr : **12752**

- HDG welded steel frame
- LED front and side lights
- LED rear marker lights
- Removable front and rear hatch
- Tilting box
- Jockey wheel
- Lashing eyes, 12 pcs
- Plastic covered metal fenders
- Waterproof plywood floor
- Leaf spring axle
- Lifting screw
- Reinforced front and rear hatches

Board height (m)	Internal dimensions (m)	Gross weight (kg)	Payload (kg)	Wheels
0.18	4.90 x 2.20	1350	774	185R14C



MODEL: **1350M 451 L195 Inline**

Art nr : **12684**

- HDG welded steel frame
- LED front and side lights
- Removable front and rear hatch
- Tilting box
- Jockey wheel
- Lashing eyes, 12 pcs
- Plastic covered metal fenders
- Waterproof plywood floor
- Leaf spring axle
- Lifting screw
- Reinforced front and rear hatches

Board height (m)	Internal dimensions (m)	Gross weight (kg)	Payload (kg)	Wheels
0.42	4.50 x 1.50	1500	814	185R14C





MODEL: **1500M 301 L150 PLH**

Art nr : **6526**

- Innovative Magnelis coated sheet metal and boltjoint frame
- LED front lights
- Removable front and rear hatch
- Tilting box
- Jockey wheel
- Lashing eyes, 8 pcs
- "Step-on" fenders
- Waterproof plywood floor
- Leaf spring axle
- Reinforced rear hatch

Board height (m)	Internal dimensions (m)	Gross weight (kg)	Payload (kg)	Wheels
0.42	3.00 x 1.50	1500	1129	185R14C



MODEL: **1500M 351 L150**

Art nr : **7047**

- HDG welded steel frame
- LED front lights
- Removable front and rear hatch
- Tilting box
- Jockey wheel
- Lashing eyes, 8 pcs
- "Step-on" fenders
- Waterproof plywood floor
- Leaf spring axle
- Reinforced rear hatch

Board height (m)	Internal dimensions (m)	Gross weight (kg)	Payload (kg)	Wheels
0.42	3.50 x 1.50	1500	1073	185R14C



MODEL: **1500M 331 L150**

Art nr : **7458**

- HDG welded steel frame
- LED front lights
- Removable front and rear hatch
- Tilting box
- Jockey wheel
- Lashing eyes, 8 pcs
- "Step-on" fenders
- Waterproof plywood floor
- Leaf spring axle
- Reinforced rear hatch

Board height (m)	Internal dimensions (m)	Gross weight (kg)	Payload (kg)	Wheels
0.42	3.25 x 1.50	1500	1091	185R14C



MODEL: **1500M 351 L186**

Art nr : **9494**

- HDG welded steel frame
- LED front lights
- LED rear marker lights
- Removable front and rear hatch
- Tilting box
- Jockey wheel
- Lashing eyes, 8 pcs
- "Step-on" fenders
- Waterproof plywood floor
- Leaf spring axle
- Reinforced rear hatch

Board height (m)	Internal dimensions (m)	Gross weight (kg)	Payload (kg)	Wheels
0.42	3.50 x 1.85	1500	1030	185R14C

# Accessories

Product name		Jockey wheel			Spare wheel bracket			Spare wheel			LED lights		Soft dock for coupling	Adapter		
Description	Trailer model	Article nr.	150kg	150kg	150kg	Attached downward on drawbar	Attached sideways on drawbar	Attached upright on drawbar	155R13 MS 4x100	155R13C MS 5x112	185R14C MS 5x112	rear LED left 5pin	rear LED right 5pin	Black	13 pin to 7 pin Jokon	
			Air	Full rubber	braked				520	761	1061	9348	9349			8013
550M151T100	8803		x	x	x				x						x	x
750M201L125	7371		x	x	x		x		x			x	x		x	x
750M251L150	6970/6634		x	x	x	x	x	x	x			x	x		x	x
750M271L125PLH	6320/6321		x	x	x	x	x	x	x			x	x		x	x
750M271L125	7572		x	x	x	x	x		x			x	x		x	x
750M301L150	6385/6279		x	x	x	x	x		x			x	x		x	x
750M301L150PLH	6804/6479		x	x	x	x	x	x	x			x	x		x	x
750M331L150	6280		x	x	x	x	x		x			x	x		x	x
750M351L150	6281		x	x	x	x	x		x			x	x		x	x
750M351L186	9493		x	x	x	x	x		x			x	x		x	x
1200M251T150PLH	6915		x	x	x	x	x			x		x	x		x	x
1350M371T185	7236		x	x	x	x	x				x	x	x		x	x
1500M411T186	14986		x	x	x	x	x				x	x	x		x	x
1500M301L150	7460		x	x	x	x	x				x	x	x		x	x
1500M301L150PLH	6526		x	x	x	x	x				x	x	x		x	x
1500M331L150	7458		x	x	x	x	x				x	x	x		x	x
1500M351L150	7047		x	x	x	x	x				x	x	x		x	x
1500M351L186	9494		x	x	x	x	x				x	x	x		x	x

Product name	Description	Toolbox	Trailer lock	Tipping			Jockey wheel		Boat transport		Reinforced hatch					Cover (flat)								
				Placed on the fender 160x390mm	Lock ZZ-03, SPP	Lifting screw	Gas spring 600N 800mm	Gas spring 1100N 800mm	D- 48 600mm	D - 48 700mm	Carrier frame KPL	Winch kit KPL	1.86x0.42m	1.25x0.34m	1.25x0.41m	1.50x0.34m	1.50x0.41m	1.95x1.25m	2.45x1.50m	2.65x1.25m	3.00x1.50m	3.25x1.50m	3.50x1.50m	3.50x1.86m
Tootekood		4417	11558	3636	921	918	6300	6301	8932	253	10427	4496	3489	4497	873	4004	4008	4010	4012	4014	4015	10415	10144	
8803			x																					
7371		x	x					x	x							x								
6970/6634		x	x	x	x			x	x	x	x													
6320/6321		x	x	x	x			x	x	x	x													
7572		x	x	x	x			x	x	x	x													
6385/6279		x	x	x	x	x		x	x	x	x													
6804/6479		x	x	x	x	x		x	x	x	x													
6280		x	x	x	x	x		x	x	x	x													
6281		x	x	x	x	x		x	x	x	x													
9493		x	x	x	x	x		x	x	x	x													
6915		x	x	x	x	x		x	x	x	x													
7236		x	x	x	x	x		x	x	x	x													
14986		x	x	x	x	x		x	x	x	x													
7460		x	x	x	x	x		x	x	x	x													
6526		x	x	x	x	x		x	x	x	x													
7458		x	x	x	x	x		x	x	x	x													
7047		x	x	x	x	x		x	x	x	x													
9494		x	x	x	x	x		x	x	x	x													

Description	Name	Hard top covers																				
		1.50x1.00x0.28m	2.00x1.25x0.45m	2.45x1.50x1.00m	2.65x1.25x0.70m	2.65x1.25x1.00m	2.65x1.26x1.03m	3.00x1.50x0.70m	3.00x1.50x1.00m	3.00x1.50x1.00m must	3.00x1.50x1.00m oranz	3.00x1.50x1.00m	3.00x1.50x1.25m	3.25x1.50x1.00m	3.25x1.50x1.25m	3.26x1.50x1.00m	3.50x1.50x1.00m	3.50x1.50x1.00m	3.50x1.50x1.25m	3.50x1.86x1.25m	4.11x1.85x1.25m	
Article nr.		8971	3638	3642	3643	3644	11378	3647	6427	11624	11623	3648	3649	3651	3652	8787	3653	9014	3654	10431	9994	
8803		x																				
7371			x																			
6970/6634				x																		
6320/6321					x	x	x															
7572					x	x	x															
6385/6279							x	x	x	x	x	x	x									
6804/6479							x	x	x	x	x	x	x									
6280													x	x	x							
6281																	x	x	x			
9493																						x
6915				x																		
7236																						
14986																						x
7460							x	x	x	x	x	x	x									
6526							x	x	x	x	x	x	x									
7458														x	x	x						
7047																	x	x	x			
9494																						x

Description	Name	Side panel extensions																				
		2.00x1.25x0.30m	2.00x1.25x0.40m	2.50x1.50x0.30m	2.50x1.50x0.40m	2.70x1.25x0.30m	2.70x1.25x0.40m	3.00x1.50x0.30m	3.00x1.50x0.40m	3.30x1.50x0.30m	3.30x1.50x0.40m	3.50x1.50x0.30m	3.50x1.50x0.40m	3.50x1.86x0.30m	3.50x1.86x0.40m	3.50x2.05x0.40m	3.70x1.85x0.30m	4.10x1.86x0.40m				
Article nr.		8417	7628	8029	8259	7922	7637	8097	7513	7728	7694	7677	7693	10754	10455	7585	7814	7582				
8803																						
7371		x	x																			
6970/6634				x	x																	
6320/6321						x	x															
7572						x	x															
6385/6279								x	x													
6804/6479								x	x													
6280											x	x										
6281												x	x									
9493														x	x							
6915				x																		
7236																			x			
14986																					x	
7460											x	x										
6526											x	x										
7458														x	x							
7047																x	x					
9494																						





# Standard features



**Optimal and durable design**  
High quality steel, hot tip galvanization and Magnelis® coated metal make our already strong trailers even more durable. Continued development in manufacturing and design ensure our trailers meet the highest standards of quality.



**Jockey wheel**  
Almost all Respo trailers have a jockey wheel as standard equipment. The jockey wheel helps you move the trailer and raise the coupling head to the necessary height. Jockey wheels come in 150kg and 400kg payload class in accordance to the model.



**Balanced wheels**  
Respo is one of the few trailer manufacturers that balances their wheels already during production. Balancing wheels increases the lifespan of the tires and bearings in addition to giving you better stability while driving.



**Removable hatches**  
Both the front and rear hatch can be removed. The rear hatch can also be used as a ramp for loading and unloading small vehicles.



**“Step-on” fenders**  
Respo box trailers have durable metal fenders that are designed to endure at least 100kg of weight. Extremely useful when fastening high or difficult to reach cargo.




**European type approval**  
All of our trailers have European type approval.



**Tilting**  
Most Respo box trailers can be tilted to make loading easier. Extremely useful if you want to transport small tractors, ATV-s, motorbikes or unload sand, gravel, etc.



**Lashing eyes**  
For more reliable and convenient fastening there are lashing eyes inside the trailer in addition to multiple external lashing points.



**Waterproof plywood floor**  
The bottom floor is made from waterproof plywood that has a slip resistant cover. The cover helps to keep the cargo in place while allowing air to flow.



**Magnelis®**  
All Respo box trailers' fenders and other components are made from high quality sheet metal coated with Magnelis®, which is 3 times more resistant to corrosion than regular hot dip galvanization. In addition, Magnelis® coating has self-healing properties.



**LED front lights**  
We use high quality LED lights that are waterproof and long lasting. If the case is broken it is easy to replace.



MODEL: **750M 302 L125**

Art nr : **6474**

- HDG welded steel frame
- LED front lights
- Removable front and rear hatch
- Jockey wheel and tilting box
- Lashing eyes, 8 pcs
- "Step-on" fenders
- Waterproof plywood floor
- Leaf spring axle 2x1000kg

Board height (m)	Internal dimensions(m)	Gross weight(kg)	Payload (kg)	Wheels
0.42	3.00 x 1.25	750	392	155R13

MODEL: **750M 302 B150**

Art nr : **6797**

- HDG welded steel frame
- LED front lights
- Removable front and rear hatch
- Jockey wheel and tilting box
- Lashing eyes, 8 pcs
- "Step-on" fenders
- Waterproof plywood floor
- Balanced tandem 1200kg
- Reinforced rear hatch

Board height (m)	Internal dimensions(m)	Gross weight(kg)	Payload (kg)	Wheels
0.42	3.00 x 1.50	750	381	155R13

MODEL: **750M 332 B150**

Art nr : **6796**

- HDG welded steel frame
- LED front lights
- Removable front and rear hatch
- Jockey wheel and tilting box
- Lashing eyes, 8 pcs
- "Step-on" fenders
- Waterproof plywood floor
- Balanced tandem 1200kg

Board height (m)	Internal dimensions(m)	Gross weight(kg)	Payload (kg)	Wheels
0.42	3.25 x 1.50	750	381	155R13

MODEL: **750M 332 L150**

Art nr : **6101**

- HDG welded steel frame
- LED front lights
- Removable front and rear hatch
- Jockey wheel and tilting box
- Lashing eyes, 8 pcs
- "Step-on" fenders
- Waterproof plywood floor
- Leaf spring axle 2x1000kg

Board height (m)	Internal dimensions(m)	Gross weight(kg)	Payload (kg)	Wheels
0.42	3.25 x 1.50	750	341	155R13

MODEL: **750M 352 B150**

Art nr : **6745**

- HDG welded steel frame
- LED front lights
- Removable front and rear hatch
- Jockey wheel and tilting box
- Lashing eyes, 8 pcs
- "Step-on" fenders
- Waterproof plywood floor
- Balanced tandem 1200kg
- Reinforced rear hatch

Board height (m)	Internal dimensions(m)	Gross weight(kg)	Payload (kg)	Wheels
0.42	3.50 x 1.50	750	372	155R13

MODEL: **750M 352 L150**

Art nr : **6386**

- HDG welded steel frame
- LED front lights
- Removable front and rear hatch
- Jockey wheel and tilting box
- Lashing eyes, 8 pcs
- "Step-on" fenders
- Waterproof plywood floor
- Leaf spring axle 2x1000kg

Board height (m)	Internal dimensions(m)	Gross weight(kg)	Payload (kg)	Wheels
0.42	3.50 x 1.50	750	338	155R13



MODEL: **750M 352 B186**

Art nr : **9497**

- HDG welded steel frame
- LED front and side lights
- LED rear marker lights
- Removable front and rear hatch
- Jockey wheel
- Tilting box
- Lashing eyes, 8 pcs
- "Step-on" fenders
- Waterproof plywood floor
- Balanced tandem 1200kg
- Reinforced rear hatch

Board height (m)	Internal dimensions(m)	Gross weight(kg)	Payload (kg)	Wheels
0.42	3.50 x 1.86	750	327	155R13





MODEL: **2000M 302 B150**

Art nr : **16794**

- HDG welded steel frame
- LED front lights
- Removable front and rear hatch
- Jockey wheel
- Tilting box
- Lashing eyes, 8 pcs
- "Step-on" fenders
- Waterproof plywood floor
- Balanced tandem axle
- Reinforced rear hatch

Board height (m)	Internal dimensions(m)	Gross weight(kg)	Payload (kg)	Wheels
0.42	3.00 x 1.50	2000	1553	155R13

MODEL: **1700M 332 B150**

Art nr : **6589**

- HDG welded steel frame
- LED front lights
- Removable front and rear hatch
- Jockey wheel
- Tilting box
- Lashing eyes, 8 pcs
- "Step-on" fenders
- Waterproof plywood floor
- Balanced tandem axle
- Reinforced rear hatch

Board height (m)	Internal dimensions(m)	Gross weight(kg)	Payload (kg)	Wheels
0.42	3.25 x 1.50	1700	1222	155R13

MODEL: **1700M 332 L150**

Art nr : **7372**

- HDG welded steel frame
- LED front lights
- Removable front and rear hatch
- Jockey wheel
- Tilting box
- Lashing eyes, 8 pcs
- "Step-on" fenders
- Waterproof plywood floor
- Double leaf spring axle
- Reinforced rear hatch

Board height (m)	Internal dimensions (m)	Gross weight(kg)	Payload (kg)	Wheels
0.42	3.25 x 1.50	1700	1232	155R13

MODEL: **1700M 352 B150**

Art nr : **6599**

- HDG welded steel frame
- LED front lights
- Removable front and rear hatch
- Jockey wheel
- Tilting box
- Lashing eyes, 8 pcs
- "Step-on" fenders
- Waterproof plywood floor
- Balanced tandem axle
- Reinforced rear hatch

Board height (m)	Internal dimensions(m)	Gross weight(kg)	Payload (kg)	Wheels
0.42	3.50 x 1.50	1700	1217	155R13

MODEL: **1700M 352 L150**

Art nr : **7242**

- HDG welded steel frame
- LED front lights
- Removable front and rear hatch
- Jockey wheel
- Tilting box
- Lashing eyes, 8 pcs
- "Step-on" fenders
- Waterproof plywood floor
- Double leaf spring axle
- Reinforced rear hatch

Board height (m)	Internal dimensions(m)	Gross weight(kg)	Payload (kg)	Wheels
0.42	3.50 x 1.50	1700	1220	155R13



MODEL: **1700M 352 B186**

Art nr : **9491**

- HDG welded steel frame
- LED front lights
- LED rear marker lights
- Removable front and rear hatch
- Jockey wheel
- Tilting box
- Lashing eyes, 8 pcs
- "Step-on" fenders
- Waterproof plywood floor
- Balanced tandem axle
- Reinforced rear hatch

Board height (m)	Internal dimensions(m)	Gross weight(kg)	Payload (kg)	Wheels
0.42	3.50 x 1.85	1700	1186	155R13



MODEL: **2000M 332 L150**

Art nr : **7377**

- HDG welded steel frame
- LED front lights
- Removable front and rear hatch
- Jockey wheel
- Lashing eyes, 8 pcs
- "Step-on" fenders
- Waterproof plywood floor
- Double leaf spring axle
- Reinforced rear hatch

Board height (m)	Internal dimensions(m)	Gross weight(kg)	Payload (kg)	Wheels
0.42	3.25 x 1.50	2000	1490	155R13



# Accessories

Product name		Jockey wheel						Toolbox		Spare wheel bracket		Spare wheel
Description	Article nr.	150kg Air	150kg Full rubber	150kg Full rubber braked	400kg Full rubber	400kg Full rubber	400kg automatic	Placed on the fender 160x390mm	Placed on the fender 160x800mm	Attached downward on drawbar	Attached upward on drawbar	155R13 MS 4x100
		Trailer model	Article nr.	3658	3657	11560	3659	7650	2796	4417	4419	866
750M302L125	6474	x	x	x				x	x	x	x	x
750M302B150	6797	x	x	x				x	x	x	x	x
750M302L150	6278	x	x	x				x	x	x	x	x
750M332B150	6796	x	x	x				x	x	x	x	x
750M332L150	6101	x	x	x				x	x	x	x	x
750M352B150	6745	x	x	x				x	x	x	x	x
750M352L150	6386	x	x	x				x	x	x	x	x
750M352B186	9497	x	x	x				x	x	x	x	x
2000M302B150	16794	x	x	x				x	x	x	x	x
1700M332B150	6589	x	x	x				x	x	x	x	x
1700M332L150	7372	x	x	x				x	x	x	x	x
1700M352B150	6599	x	x	x				x	x	x	x	x
1700M352L150	7242	x	x	x				x	x	x	x	x
1700M352B186	9491	x	x	x				x	x	x	x	x
2000M332L150	7377						x	x	x	x	x	x

Product name	LED lights		Soft dock for coupling	Adapters		Trailer lock	Tilting			Ground support			Boat transportation kit		Reinforced boards	
	Rear LED left 5pin	Rear LED right 5pin	Black	13pin-7pin Jokon	7pin-13pin Jokon	Lock ZZ-03, SPP	Screw	Gas spring 600N 800mm	Gas spring 1100N 800mm	50x50mm	D=48 600mm	D=48 700mm	Boat carrier frame kit	Winch kit	1.86x0.42m	1.50x0.41m
Article nr.	9348	9349	8013	95	96	11558	3636	921	918	4800	6300	6301	8932	253	10427	873
6474	x	x	x	x		x	x	x	x		x	x	x	x		x
6797	x	x	x	x		x	x	x	x		x	x	x	x		x
6278	x	x	x	x		x	x	x	x		x	x	x	x		x
6796	x	x	x	x		x	x	x	x		x	x	x	x		x
6101	x	x	x	x		x	x	x	x		x	x	x	x		x
6745	x	x	x	x		x	x	x	x		x	x	x	x		x
6386	x	x	x	x		x	x	x	x		x	x	x	x		x
9497	x	x	x	x		x	x	x	x		x	x	x	x		x
16794	x	x	x	x		x	x	x	x		x	x	x	x		x
6589	x	x	x	x		x	x	x	x		x	x	x	x		x
7372	x	x	x	x		x	x	x	x		x	x	x	x		x
6599	x	x	x	x		x	x	x	x		x	x	x	x		x
7242	x	x	x	x		x	x	x	x		x	x	x	x		x
9491	x	x	x	x		x	x	x	x		x	x	x	x		x
7377	x	x	x	x		x	x	x	x		x	x	x	x		x

Product name	Side panel extensions										Covers(flat)				
	3.00x1.25x0.30m	3.00x1.25x0.40m	3.00x1.50x0.30m	3.00x1.50x0.40m	3.30x1.50x0.30m	3.30x1.50x0.40m	3.50x1.50x0.30m	3.50x1.50x0.40m	3.50x1.86x0.30m	3.50x1.86x0.40m	3.00x1.25m	3.00x1.50m	3.25x1.50m	3.50x1.50m	3.50x1.86m
Article nr.	8258	7471	8097	7513	7728	7694	7677	7693	10754	10455	4011	4012	4014	4015	10415
6474	x	x									x				
6797			x	x								x			
6278			x	x								x			
6796					x	x						x			
6101					x	x						x			
6745								x	x					x	
6386								x	x					x	
9497															x
16794											x				
6589					x	x							x		
7372					x	x							x		
6599								x	x					x	
7242								x	x					x	
9491										x	x				x
7377					x	x									x

Product name	Hardtop lids													
	3.00x1.50x0.70m	3.00x1.50x1.00m	3.00x1.50x1.00m must	3.00x1.50x1.00m oranz	3.00x1.50x1.00m	3.00x1.50x1.25m	3.25x1.50x1.00m	3.25x1.50x1.25m	3.26x1.50x1.00m	3.50x1.50x1.00m	3.50x1.50x1.00m	3.50x1.50x1.25m	3.50x1.86x1.25m	3.50x1.86x1.25m
Article nr.	3647	6427	11624	11623	3648	3649	3651	3652	8787	3653	9014	3654	10431	
6474														
6797	x	x	x	x	x	x								
6278	x	x	x	x	x	x								
6796							x	x	x					
6101							x	x	x					
6745										x	x	x		
6386										x	x	x		
9497														x
16794	x	x	x	x	x	x								
6589							x	x	x					
7372							x	x	x					
6599										x	x	x		
7242										x	x	x		
9491														x
7377										x	x	x		



# Car transporters

A high-contrast, blue-tinted photograph of a welder working on a metal structure. The welder is wearing a protective helmet and is positioned in the upper left quadrant. A bright, intense light source from the welding process is located in the center-right, creating a large, dynamic spray of sparks that radiates across the right side of the frame. The background is dark, with some faint, out-of-focus lights. The overall mood is industrial and focused.

# Standard features



**Optimal and durable design**  
High quality steel, hot tip galvanization and Magnelis® coated metal make our already strong frames even more durable. Continued development in manufacturing and design ensure our trailers meet the highest standards of quality.



**Jockey wheel**  
Most Respo trailers have a jockey wheel as standard equipment. The jockey wheel helps you move the trailer and raise the coupling head to the necessary height. Jockey wheels come in 150kg and 400kg payload class in accordance to the model.



**Tilting box**  
Most Respo car transporters have a tilting box to make loading and unloading your vehicle more convenient.



**Removable hatches**  
Both the front and rear hatch are removable. Hatches can be fixed easily with latches.



**Loading ramps**  
All car transporters are equipped with loading ramps which are conveniently hidden under the loading area and are safely fixed with easy to use latches.




**Magnelis®**  
All Respo box trailers' fenders and other components are made from high quality sheet metal coated with Magnelis®, which is 3 times more resistant to corrosion than regular hot dip galvanization. Magnelis® coating also has self-healing properties.



**Ground supports**  
All car transporters are equipped with rear ground supports to ensure safer loading of cargo.



**Balanced wheels and "Step-on" fenders**  
Respo trailers are equipped with durable metal fenders that can withstand at least a 100kg of weight. We are also one of the few trailer manufacturers who balances wheels already during production.



**Waterproof plywood floor**  
The bottom floor is made from waterproof plywood that has a slip resistant cover. The cover helps to keep the cargo in place while allowing air to flow.



**Lashing eyes**  
For more reliable and convenient fastening there are lashing eyes inside the trailer in addition to multiple external lashing points.



**LED front lights**  
We use high quality LED lights that are waterproof and long lasting. If the case is broken it is easy to replace.



MODEL: **2000A 402 T182 PLH**

Art nr : **7225**

- Innovative Magnelis coated sheet metal boltjoint frame
- LED front lights
- LED rear marker lights
- Removable front and rear hatch
- Jockey wheel
- Tilting box
- Loading ramps
- Lashing eyes 8 pcs
- "Step-on" fenders
- Waterproof plywood floor
- Rear ground support
- Double torsion axle

Board height (m)	Internal dimensions (m)	Gross weight(kg)	Payload (kg)	Wheels
0.22	4.00 x 1.82	2000	1415	155R13



MODEL: **2700A 422 T185**

Art nr : **5234**

- HDG welded steel frame
- LED front lights
- LED rear marker lights
- Removable front and rear hatch
- Winch stand
- Jockey wheel
- Loading ramps
- Lashing eyes 8 pcs
- "Step-on" fenders
- Waterproof plywood floor
- Rear ground support
- Double torsion axle

Board height (m)	Internal dimensions (m)	Gross weight(kg)	Payload (kg)	Wheels
0.20	4.18 x 1.86	2700	2011	185R14C



MODEL: **2000A 422 T185**

Art nr : **5233**

- HDG welded steel frame
- LED front lights
- LED rear marker lights
- Removable front and rear hatch
- Winch stand
- Jockey wheel
- Loading ramps
- Lashing eyes 8 pcs
- "Step-on" fenders
- Waterproof plywood floor
- Rear ground support
- Double torsion axle

Board height (m)	Internal dimensions (m)	Gross weight(kg)	Payload (kg)	Wheels
0.22	4.18 x 1.86	2000	1367	155R13



MODEL: **2700A 452 T205**

Art nr : **331**

- HDG welded steel frame
- LED front and side lights
- LED rear marker lights
- Removable front and rear hatch
- Tilting box
- Winch stand
- Jockey wheel
- Loading ramps
- Lashing eyes 8 pcs
- "Step-on" fenders
- Waterproof plywood floor
- Rear ground support
- Double torsion axle

Board height (m)	Internal dimensions (m)	Gross weight(kg)	Payload (kg)	Wheels
0.20	4.50 x 2.05	2700	1940	185R14C



MODEL: **2700A 492 T205**

Art nr: **5477**

- HDG welded steel frame
- LED front and side lights
- LED rear marker lights
- Removable front and rear hatch
- Winch stand
- Jockey wheel
- Tilting box
- Lashing eyes 8 pcs
- "Step-on" fenders
- Waterproof plywood floor
- Rear ground support
- Loading ramps
- Double torsion axle

Board height (m)	Internal dimensions (m)	Gross weight (kg)	Payload (kg)	Wheels
0.20	4.90 x 2.05	2700	1918	185R14C



MODEL: **3500A 452 T205**

Art nr: **336**

- HDG welded steel frame
- LED front and side lights
- LED rear marker lights
- Removable front and rear hatch
- Winch stand
- Jockey wheel
- Tilting box
- Lashing eyes 8 pcs
- "Step-on" fenders
- Waterproof plywood floor
- Rear ground support
- Loading ramps
- Double torsion axle

Board height (m)	Internal dimensions (m)	Gross weight (kg)	Payload (kg)	Wheels
0.20	4.50 x 2.05	3500	2627	185R14C

Accessories

Product name		Jockey wheel		Wind stand	Toolbox		Spare wheel bracket		Spare wheel		LED lights				Winch
Description		400kg Full rubber	400kg Automatic	For 60mm pipe	Mounted on fender 160x390mm	Mounted on fender 160x800mm	Placed upward on drawbar	Placed sideways on drawbar	155R13 MS 4x100	185R14C MS 5x112	Rear LED left 5pin	Rear LED right 5pin	Rear LED left 6pin	Rear LED right 6pin	Winch 2500kg with belt
Trailer model	Article nr.	3659	2796	504-ZN	4417	4419	7502	7779	520	1061	9348	9349	9350	9351	2424
2000A402T182	7225	x	x	x	x	x	x	x	x		x	x			
2000A422T185	5233	x	x	x	x	x	x	x	x		x	x			x
2700A422T185	5234	x	x	x	x	x	x	x		x			x	x	x
2700A452T205	331	x	x	x	x	x	x	x		x			x	x	x
2700A492T205	5477	x	x	x	x	x	x	x		x			x	x	x
3500A452T205	336	x	x	x	x	x	x	x		x			x	x	x




# Flatbed trailers



# Standard features



**Optimal and durable design**  
High quality steel, hot tip galvanization and Magnelis® coated metal make our already strong frames even more durable. Continued development in manufacturing and design ensure our trailers meet the highest standards of quality.



**Removable side and corner posts**  
Flatbed trailers corner posts are designed so that they can be easily removed, making loading more convenient.



**Jockey wheel**  
Almost all Respo trailers have a jockey wheel as standard equipment. The jockey wheel helps you move the trailer and raise the coupling head to the necessary height. Jockey wheels come in 150kg and 400kg payload class in accordance to the model.



**Removable boards**  
Front and rear hatch as well as side boards are all removable. Hatches are easily but firmly secured with boltlocks.



**Quality Knott bearings**  
All Respo trailers bearings are made by Knott, a well known and trusted German manufacturer.



**European type approval**  
All of our trailers have European type approval.




**Lashing eyes**  
Flatbed trailers are equipped with specially designed recessed lashing eyes.



**Balanced wheels and "Step-on" fenders**  
Respo trailers are equipped with durable metal fenders that can withstand at least a 100kg of weight. Respo is one of the few trailer manufacturers that balances wheels already during production.



**LED front lights**  
We use high quality LED lights that are waterproof and long lasting. If the case if broken it is easy to replace.



**Waterproof plywood floor**  
The bottom floor is made from waterproof plywood that has a slip resistant cover. The cover helps to keep the cargo in place while allowing air to flow.



**Magnelis®**  
All Respo box trailers' fenders and other components are made from high quality sheet metal coated with Magnelis®, which is 3 times more resistant to corrosion than regular hot dip galvanization. Magnelis® coating also has self-healing properties.



MODEL: **1200P 241 T150 PLH**

Art nr : **15934**

- Innovative Magnelis coated sheet metal boltjoint frame
- LED front lights
- Jockey wheel
- Torsion Axle
- Lashing eyes 6 pcs
- Removable corner posts
- Waterproof plywood floor
- Removable hatches and boards

Board height (m)	Internal dimensions(m)	Gross weight (kg)	Payload (kg)	Wheels
0.35	2.38 x 1.50	1200	903	155R13C



MODEL: **2700P 402 T205**

Art nr : **8541-1**

- HDG welded steel frame
- LED front lights
- LED rear marker lights
- Removable aluminum hatches and boards
- Jockey wheel
- Corner support legs 2 pcs
- Lashing eyes 8 pcs
- Removable corner posts
- Waterproof plywood floor
- Double torsion axle
- Toolbox
- Aluminium ramp 2.40x0.30m

Board height (m)	Internal dimensions (m)	Gross weight (kg)	Payload (kg)	Wheels
0.30	4.00 x 2.06	2700	2009	185R14C



MODEL: **2000P 332 T150 PLH**

Art nr : **18348**

- Innovative Magnelis coated sheet metal boltjoint frame
- LED front lights
- Jockey wheel
- Double torsion axle
- Lashing eyes 8 pcs
- Removable corner posts
- Waterproof plywood floor
- Removable hatches and boards

Board height (m)	Internal dimensions (m)	Gross weight (kg)	Payload (kg)	Wheels
0.35	3.24 x 1.50	2000	1606	155R13



MODEL: **2700P 552 T225**

Art nr : **5767-1**

- HDG welded steel frame
- LED front and side lights
- LED rear marker lights
- Removable aluminum hatches and boards
- Jockey wheel
- Corner support legs 2 pcs
- Lashing eyes 12 pcs
- Removable side and corner posts
- Waterproof plywood floor
- Double torsion axle
- Toolbox
- Aluminium ramp 2.40x0.30m

Board height (m)	Internal dimensions (m)	Gross weight (kg)	Payload (kg)	Wheels
0.30	5.50 x 2.34	2700	1767	185R14C





**MUDEL: 3500P 402 T205**

Art nr: **6347**

- HDG welded steel frame
- LED front lights
- LED rear marker lights
- Removable aluminum hatches and boards
- Jockey wheel
- Corner support legs 2 pcs
- Lashing eyes 8 pcs
- Removable corner posts
- Waterproof plywood floor
- Double torsion axle
- Toolbox
- Aluminium ramp 2.40x0.30m

Board height (m)	Internal dimensions (m)	Gross weight (kg)	Payload (kg)	Wheels
0,30	4,00 x 2,05	3500	2717	185R14C



**MUDEL: 3500P 552 T225**



Art nr: **6348**

- HDG welded steel frame
- LED front and side lights
- LED rear marker lights
- Removable aluminum hatches and boards
- Jockey wheel
- Corner support legs 2 pcs
- Lashing eyes 12 pcs
- Removable side and corner posts
- Waterproof plywood floor
- Double torsion axle
- Toolbox
- Aluminium ramp 2.40x0.30m

Board height (m)	Internal dimensions (m)	Gross weight (kg)	Payload (kg)	Wheels
0,30	5,50 x 2,35	3500	2503	185R14C

**Accessories**

Product name		Jockey wheel			Spare wheel bracket	Spare wheel			LED rear lights				Soft dock for coupling head	Adapter	Coupling lock	
Description		400kg full rubber	400kg full rubber	400kg automatic	Paced down drawbar	155R13 MS 4x100	155R13C MS 5x112	185R14C MS 5x112	Rear LED left 5pin	Rear LED right 5pin	Rear LED left 6pin	Rear LED right 6pin	Black	7 outlet-13plug Jokon	Lock ZZ-03, SPP	
Trailer model	Article nr.	3659	7650	2796	7777	7779	520	761	1061	9348	9349	9350	9351	8013	96	11558
1200P24T150PLH	15934				x			x		x	x			x	x	x
2000P332T150PLH	18348	x	x	x		x	x			x	x			x	x	x
2700P402T205	8541-1	x	x	x	x			x		x	x				x	x
2700P552T225	5767-1	x	x	x	x			x				x	x		x	x
3500P402T205	6347	x	x	x		x		x		x	x				x	x
3500P552T225	6348	x	x	x		x		x				x	x		x	x



# Specialty trailers





MODEL: **750 S601 T160 - Ad trailer**

Art nr : **9415**

- HDG welded steel frame
- Jockey wheel
- LED side lights
- Torsin axle
- "Step-on" fenders
- Telescopic ground support

Axle type	Ad dimensions (m)	Gross weight (kg)	Payload (kg)	Wheels
Torsion	6.00 x 3.00	750	393	155R13



MODEL: **ATV R-222**

Art nr : **11470**

- HDG welded steel frame
- Corner posts
- Removable front and rear hatch
- Tilting box
- Lashing eyes 4 pcs
- Galvanized sides and bottom
- Hydraulics (accessory)

Board height (m)	Internal dimensions (m)	Gross weight (kg)	Payload (kg)	Wheels
0.50	2.20 x 1.21	1500	1206	22x11-8




MODEL: **ATV R-182**

Art nr : **8549**

- HDG welded steel frame
- Removable front and rear hatch
- Removable side panels
- Tilting box
- Lashing eyes 6 pcs
- Galvanized side boards
- Balanced tandem axle

Board height (m)	Internal dimensions (m)	Gross weight (kg)	Payload (kg)	Wheels
0.58	1.77 x 1.05	800	595	22x11-8



MODEL: **1500S 441 T210 - Cable drum trailer**

Art nr : **9325**

- HDG welded steel frame
- LED front lights
- LED rear marker lights
- Tilting structure
- Jockey wheel
- "Step-on" fenders
- Rear ground supports
- Torsion axle
- Winch

Axle type (m)	Dimensions (m)	Gross weight (kg)	Payload (kg)	Wheels
0.30	4.40 x 2.10	1500	1021	185R14C



MODEL: **2700 S442 T210 - Cable drum trailer** Art nr: **5866**

- HDG welded steel frame
- LED front lights
- LED rear marker lights
- Tilting structure
- Jockey wheel
- "Step-on" fenders
- Rear ground supports
- Double torsion axle
- Winch

Axle type	Trailer dimensions (m)	Gross weight (kg)	Payload (kg)	Wheels
Torsion	4.40 x 2.10	2700	2120	185R14C



MODEL: **3500S 322 T170** Art nr: **6503**

- HDG welded steel frame
- LED front lights
- LED rear marker lights
- Full sized loading ramp
- Jockey wheel
- Spare wheel
- Lashing eyes
- "Step-on" fenders
- Waterproof plywood floor
- Double torsion axle

Board height (m)	Internal dimensions (m)	Gross weight (kg)	Payload (kg)	Wheels
0.18	3.18 x 1.65	3500	2689	185/70R13



MODEL: **2000M 702 T135** Art nr: **4529**

- HDG welded steel frame
- LED front and side lights
- Removable front and rear hatch
- Jockey wheel
- Lashing eyes 16 pcs
- "Step-on" fenders
- Waterproof plywood floor
- Double torsion axle
- Reinforced rear hatch

Board height (m)	Internal dimensions (m)	Gross weight (kg)	Payload (kg)	Wheels
0.42	7.00 x 1.35	2000	1313	155R13C



MODEL: **2700S 302 T150 Generator trailer** Art nr: **7511**

- HDG welded steel frame
- LED front lights
- Corner support legs 4 pcs
- Jockey wheel
- "Step-on" fenders
- Waterproof plywood floor
- Double torsion axle

Board height (m)	Internal dimensions (m)	Gross weight (kg)	Payload (kg)	Wheels
-	3.00 x 1.50	2700	2207	185R13C



Model	Internal dimensions(m)	Internal height (m)	Gross weight(kg)	Unladen weight (kg)
320 3 door	3.10 x 2.20	2.20	1000	ca 850
320 2 door	3.10 x 2.20	2.20	1000	ca 800
420 3 door	4.10 x 2.20	2.20	1200	ca 1000
420 2 door	4.10 x 2.20	2.20	1200	ca 950
520 3 door	5.10 x 2.20	2.20	1500	ca 1300
520 2 door	5.10 x 2.20	2.20	1500	ca 1250



# Mobile facilities

MUDEL :

Extremely versatile and multifunctional weatherproof mobile offices. Thanks to innovative improvements in modelling and production we have significantly improved resistance fatigue-related failures and ensured better appearance. High quality and exceptionally resilient HuckLok® bolt joints, made out of Magnelis® coated sheet metal. The reliable torsion axle together with waterproof wheel hubs and balanced wheels gives the trailer better longevity.



# Notes

# Contact



**Respo Haagised AS**  
**Tamme 21**  
**61715 Tartumaa**  
**Eesti**

This brochure was compiled based on information that was accurate prior to product launch.

Our continuous development of products may result in changes to our product range or individual models from time to time.

Please check with your local Respo dealer for further details and availability of our models at the time of placing an order.

No part of this material may be used or reproduced in any manner whatsoever without permission.

Respo Haagised 2021. All rights reserved.

## Your dealer:

